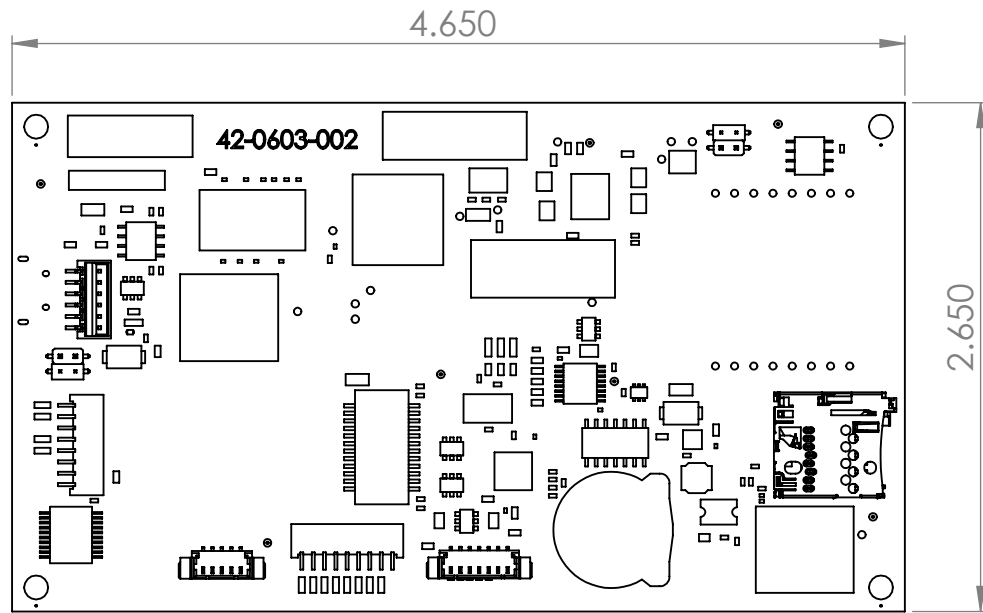


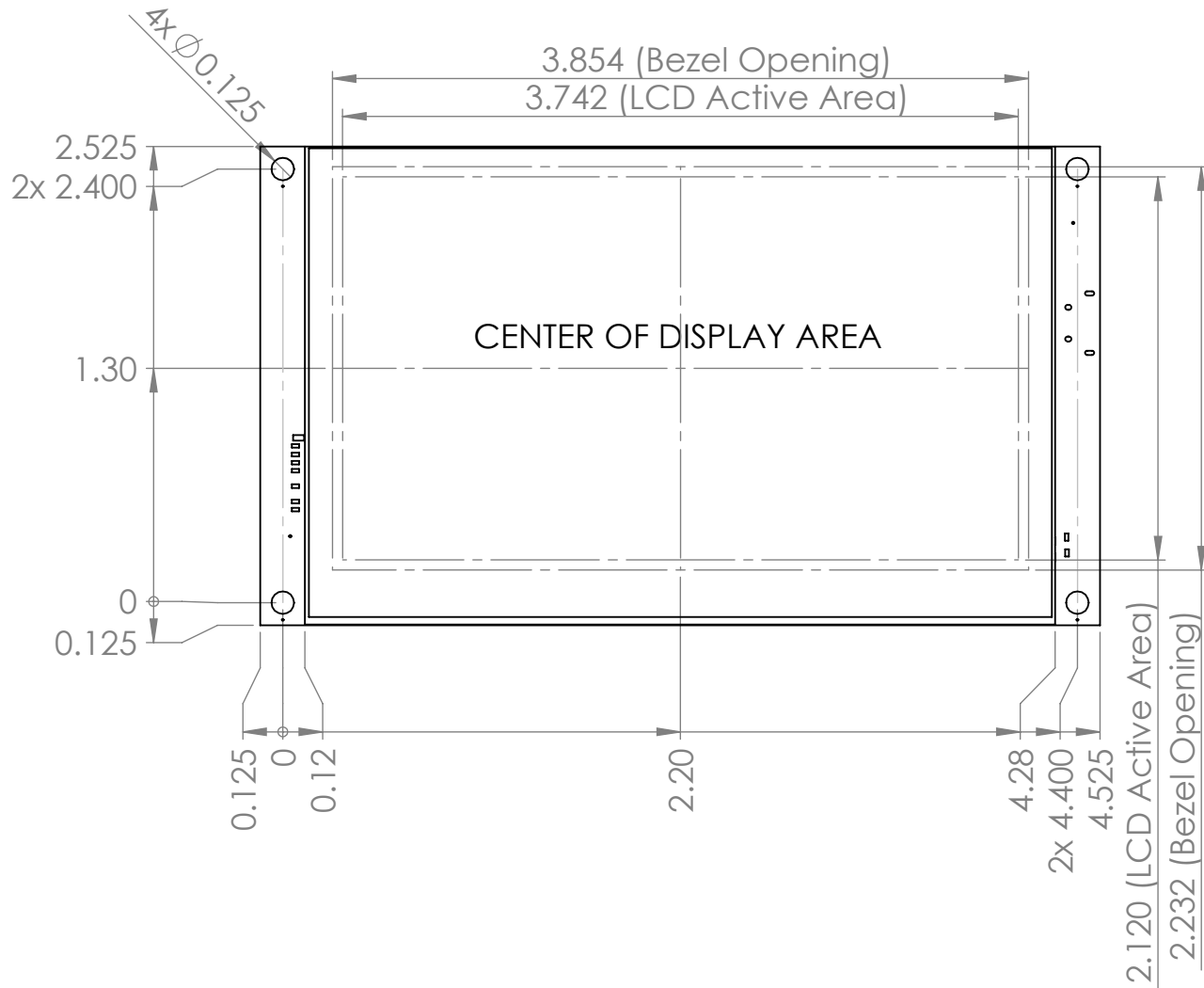
8 7 6 5 4 3 2 1

| REVISIONS | | | |
|-----------|-----------------|-----------|----------|
| REV. | DESCRIPTION | DATE | APPROVED |
| A.1 | Initial Release | 6/30/2021 | |

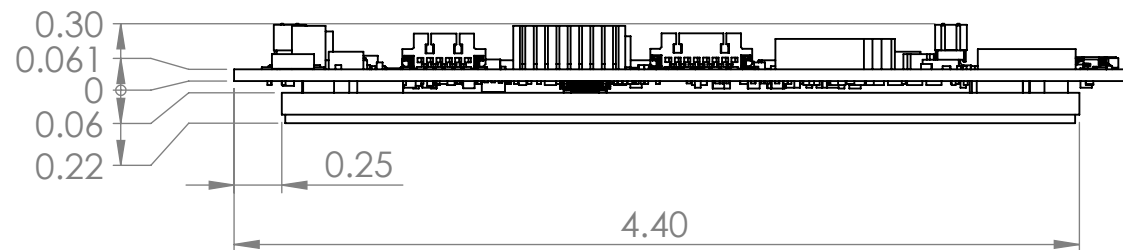
BACK VIEW



FRONT VIEW



BOTTOM VIEW



PROPRIETARY AND CONFIDENTIAL
 THE INFORMATION CONTAINED IN THIS DRAWING IS THE SOLE PROPERTY OF REACH TECHNOLOGY. ANY REPRODUCTION IN PART OR AS A WHOLE WITHOUT THE WRITTEN PERMISSION OF REACH TECHNOLOGY, A NOVANTA COMPANY IS PROHIBITED.

| | | | | |
|---|---------|-----------|-----------|--|
| UNLESS OTHERWISE SPECIFIED: | | NAME | DATE | REACH TECHNOLOGY |
| DIMENSIONS ARE IN INCHES TOLERANCES: FRACTIONAL ± ANGULAR: MACH ± BEND ± TWO PLACE DECIMAL ±0.02 THREE PLACE DECIMAL ±0.01 | | DRAWN | B. Larson | |
| INTERPRET GEOMETRIC TOLERANCING PER: | | CHECKED | | TITLE: PRODUCTION MODULE, G3MSB, 4.3" Microtips Resistive |
| MATERIAL SEE NOTES | | ENG APPR. | | Dwg No. DWG-51-0603-002 |
| FINISH SEE NOTES | | MFG APPR. | | Rev. Edition A.1 |
| NEXT ASSY | USED ON | Q.A. | | SIZE Part No. B 51-0603-002 |
| APPLICATION | | COMMENTS: | | Rev A |
| DO NOT SCALE DRAWING | | | | SCALE: 1:1 WEIGHT: SHEET 1 OF 1 |

8 7 6 5 4 3 2 1