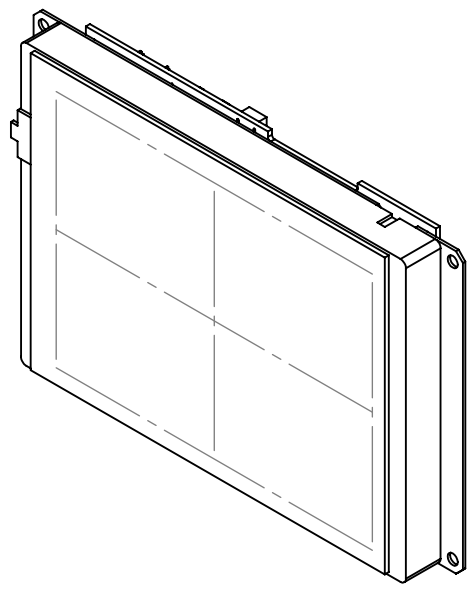
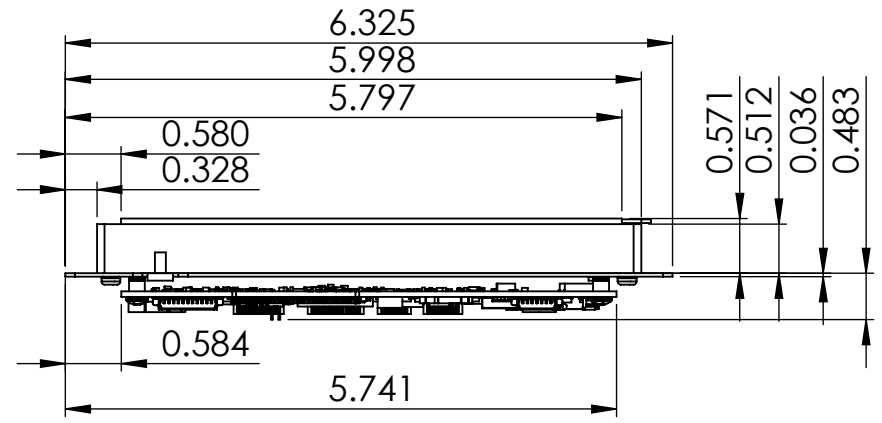
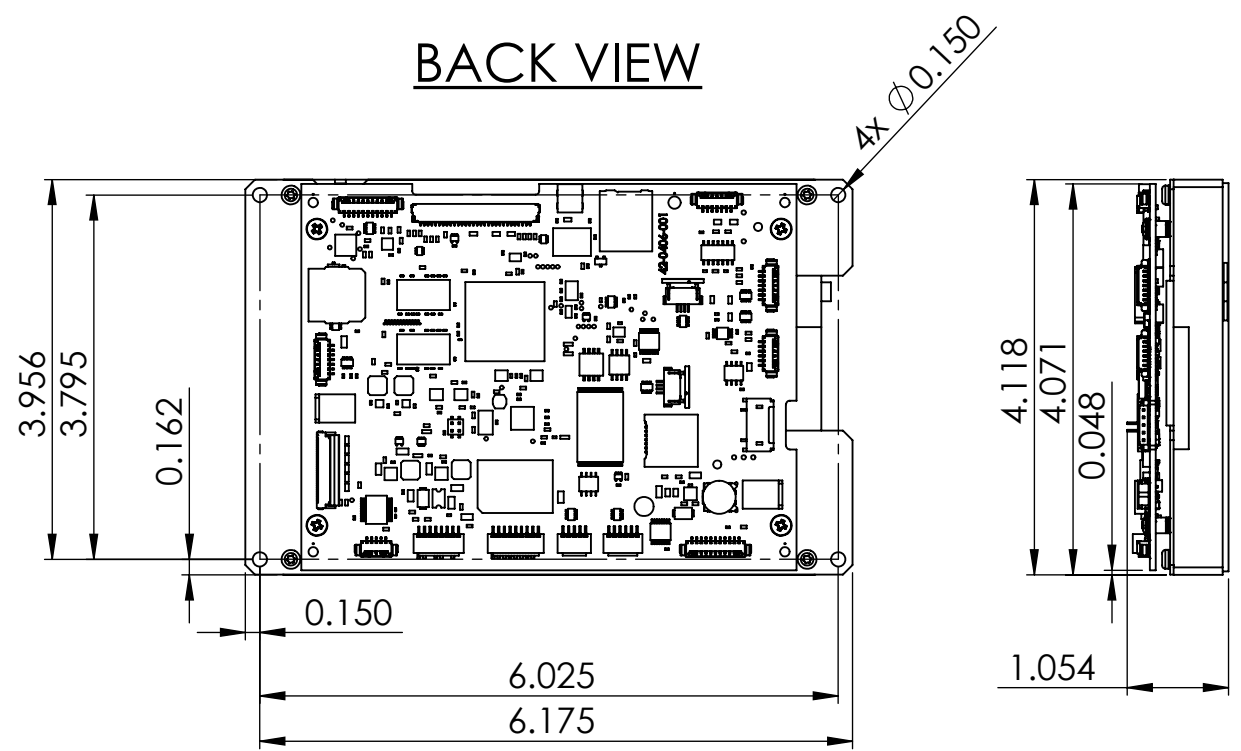


**TOP VIEW**

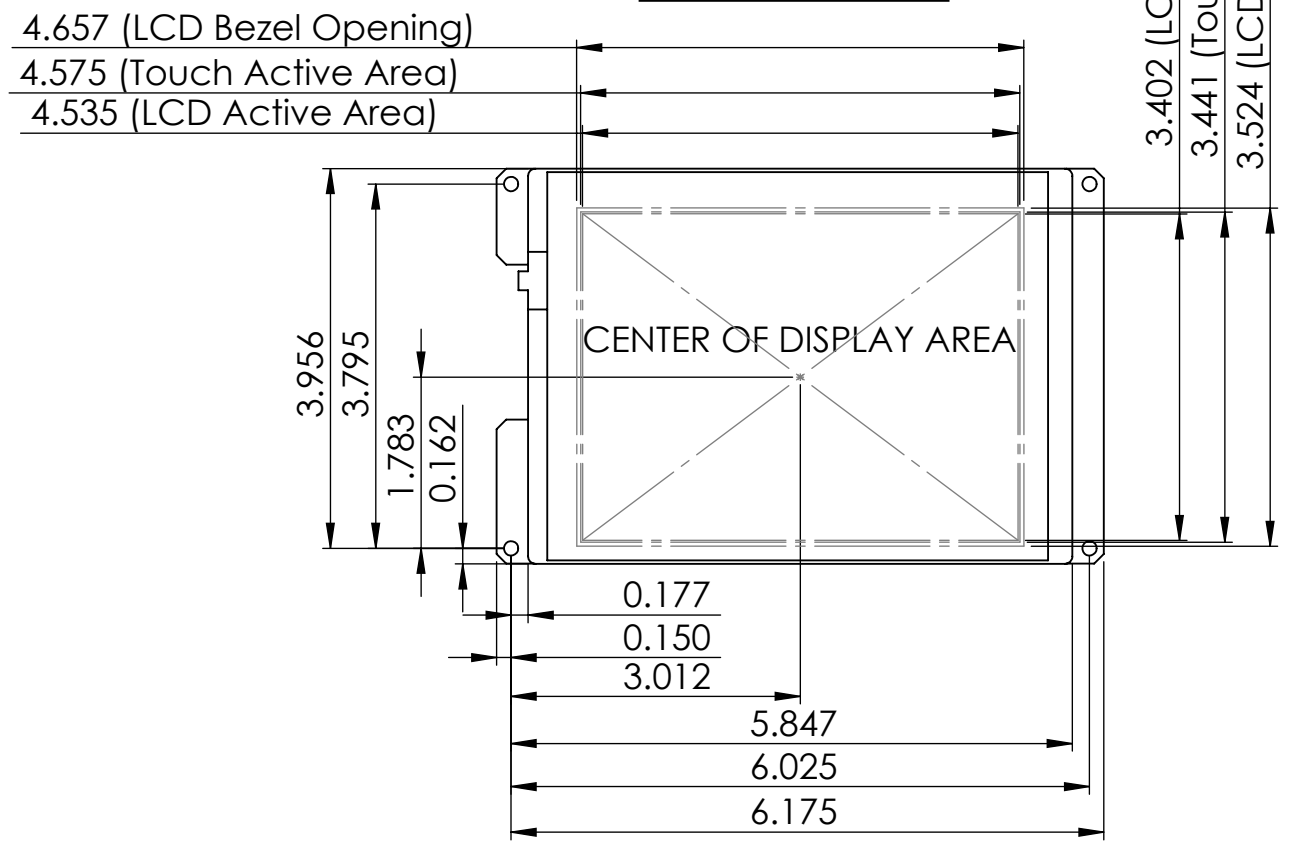


REVISIONS			
REV.	DESCRIPTION	DATE	APPROVED
A	Production Release.	3/6/2018	

**BACK VIEW**



**FRONT VIEW**



**PROPRIETARY AND CONFIDENTIAL**  
 THE INFORMATION CONTAINED IN THIS DRAWING IS THE SOLE PROPERTY OF REACH TECHNOLOGY. ANY REPRODUCTION IN PART OR AS A WHOLE WITHOUT THE WRITTEN PERMISSION OF REACH TECHNOLOGY IS PROHIBITED.

UNLESS OTHERWISE SPECIFIED:		NAME	DATE	<b>REACH TECHNOLOGY INC.</b> TITLE: PRODUCTION MODULE, G2H2 FULL, 5.7" Evervision Parallel, Res Touch Dwg No. DWG-51-0406-081 Rev. Edition A.1 Part No. 51-0406-081 Rev A SCALE: 1:2 WEIGHT: SHEET 1 OF 1	
DIMENSIONS ARE IN INCHES		DRAWN	B. Larson		3/6/2018
TOLERANCES:		CHECKED			
FRACTIONAL ±		ENG APPR.			
ANGULAR: MACH ± BEND ±		MFG APPR.			
TWO PLACE DECIMAL ±		Q.A.			
THREE PLACE DECIMAL ±		COMMENTS:			
INTERPRET GEOMETRIC TOLERANCING PER:					
MATERIAL SEE NOTES					
FINISH SEE NOTES					
NEXT ASSY	USED ON				
APPLICATION	DO NOT SCALE DRAWING				