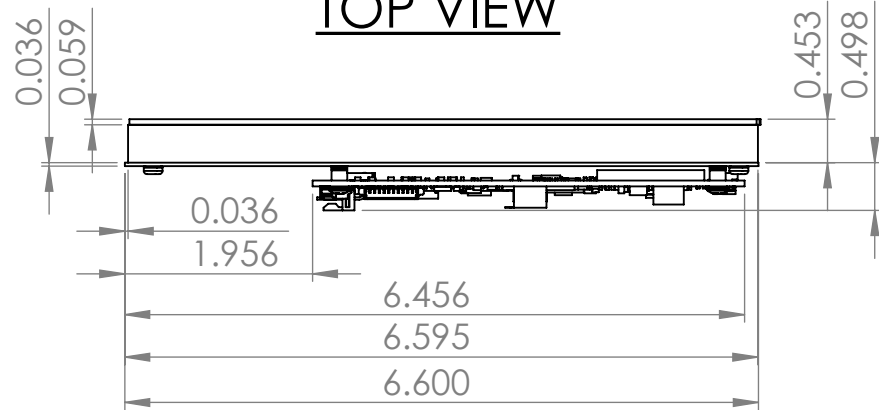


8 7 6 5 4 3 2 1

REVISIONS			
REV.	DESCRIPTION	DATE	APPROVED
A.1	Initial Release	8/24/2016	

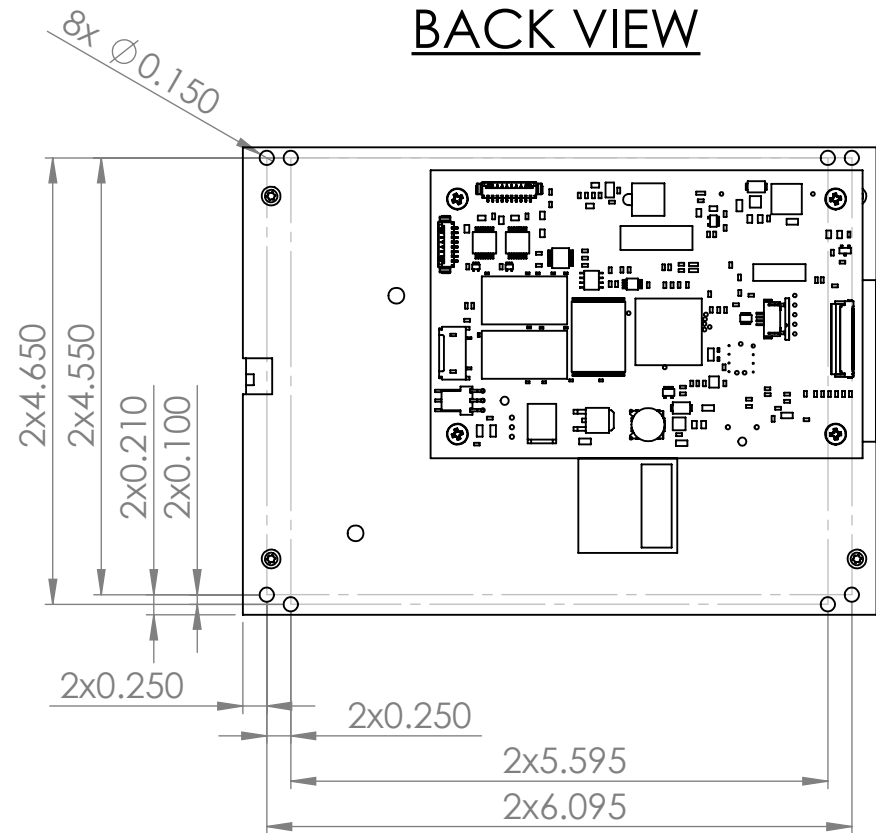
D

TOP VIEW

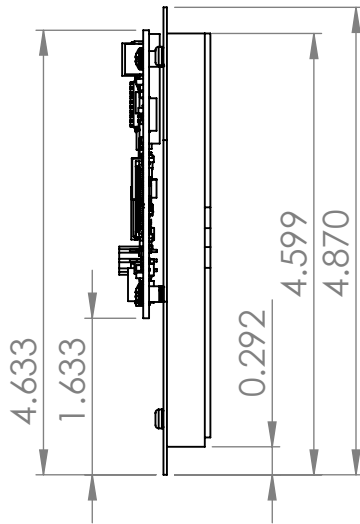


C

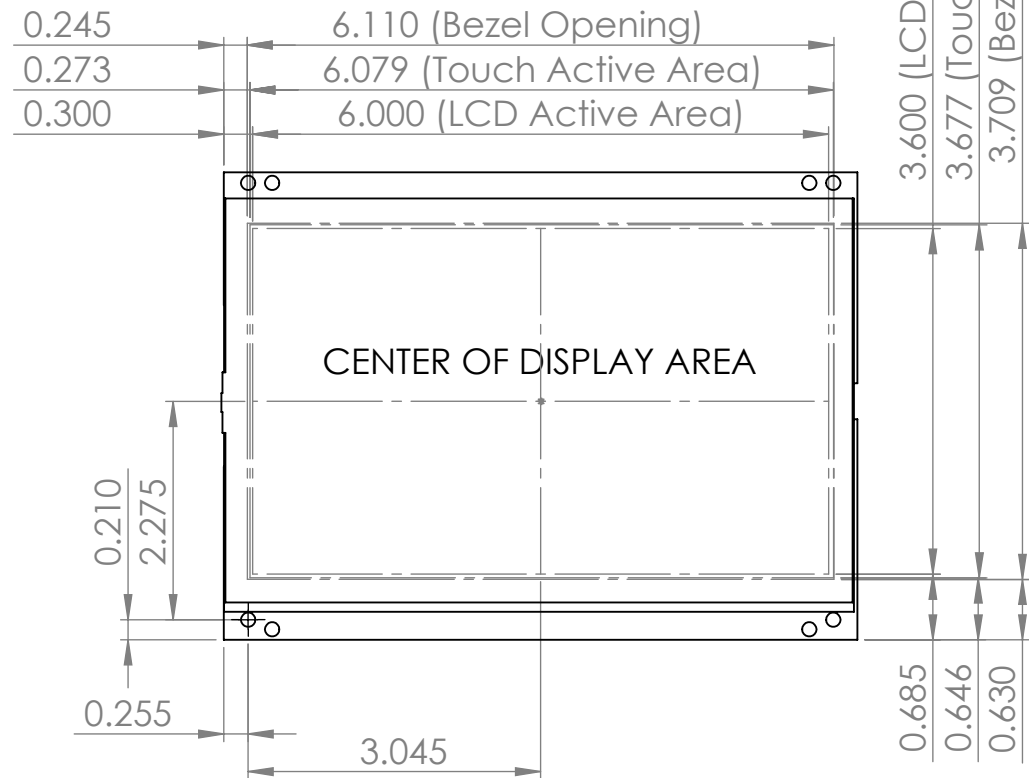
BACK VIEW



B



FRONT VIEW



A

PROPRIETARY AND CONFIDENTIAL
 THE INFORMATION CONTAINED IN THIS DRAWING IS THE SOLE PROPERTY OF REACH TECHNOLOGY. ANY REPRODUCTION IN PART OR AS A WHOLE WITHOUT THE WRITTEN PERMISSION OF REACH TECHNOLOGY IS PROHIBITED.

		UNLESS OTHERWISE SPECIFIED:		NAME		DATE	
		DIMENSIONS ARE IN INCHES		DRAWN		B. Larson	
		TOLERANCES:		CHECKED			
		FRACTIONAL ±		ENG APPR.			
		ANGULAR: MACH ± BEND ±		MFG APPR.			
		TWO PLACE DECIMAL ±		Q.A.			
		THREE PLACE DECIMAL ±		COMMENTS:			
		INTERPRET GEOMETRIC TOLERANCING PER:				Dwg No. DWG-51-0325-111	
		MATERIAL SEE NOTES				Rev. Edition A.1	
NEXT ASSY		USED ON				SIZE Part No. 51-0325-111	
APPLICATION		DO NOT SCALE DRAWING				Rev A	
						SCALE: 1:2 WEIGHT: SHEET 1 OF 1	

8 7 6 5 4 3 2 1