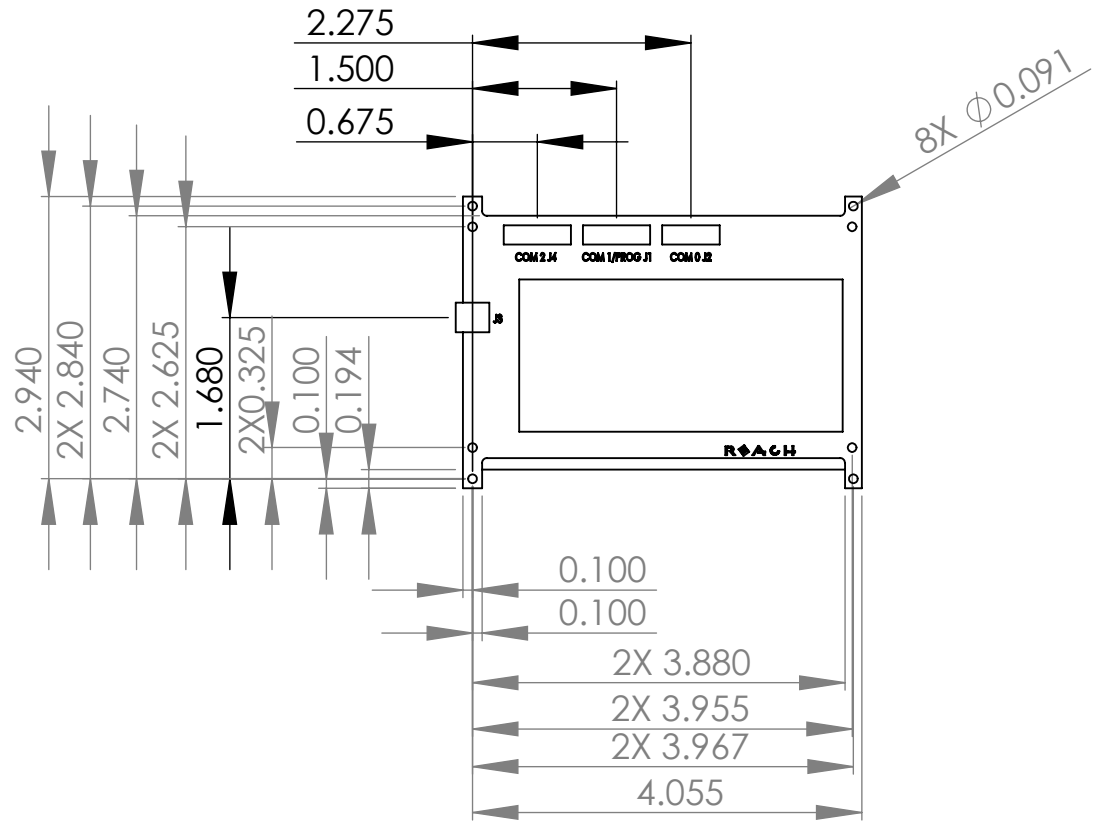


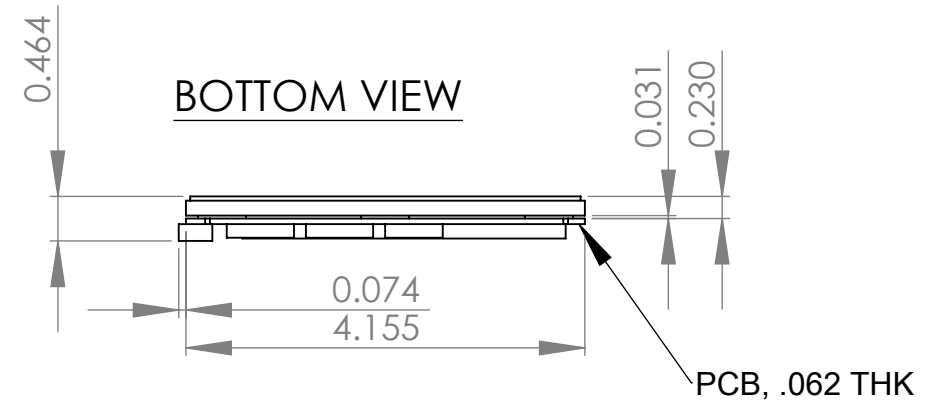
8 7 6 5 4 3 2 1

REVISIONS				
ZONE	REV.	DESCRIPTION	DATE	APPROVED
	A	Drawing Release	6/22/2011	
	B	Adhesive Update	9/15/2011	
	C	Update Tab	9/27/2011	


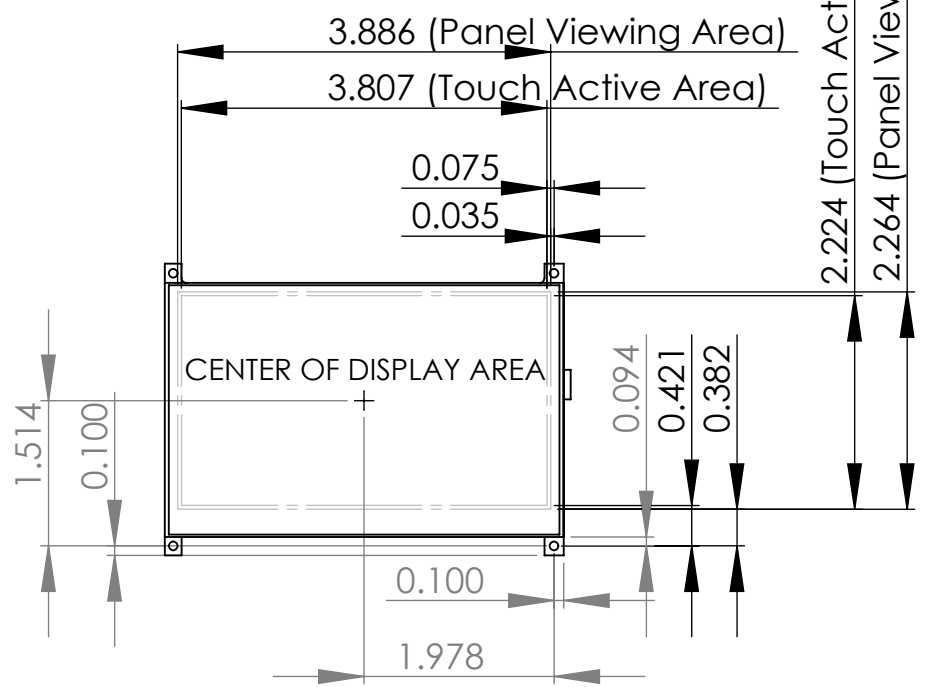
BACK VIEW



BOTTOM VIEW



FRONT VIEW



PROPRIETARY AND CONFIDENTIAL
 THE INFORMATION CONTAINED IN THIS DRAWING IS THE SOLE PROPERTY OF <INSERT COMPANY NAME HERE>. ANY REPRODUCTION IN PART OR AS A WHOLE WITHOUT THE WRITTEN PERMISSION OF <INSERT COMPANY NAME HERE> IS PROHIBITED.

		UNLESS OTHERWISE SPECIFIED:				REACH TECHNOLOGY INC.	
		DIMENSIONS ARE IN INCHES		DRAWN	B. Larson	6-22-11	TITLE: PRODUCTION MODULE, SLCD43, SHARP
		TOLERANCES:		CHECKED			
		FRACTIONAL \pm		ENG APPR.			
		ANGULAR: MACH \pm BEND \pm		MFG APPR.			
		TWO PLACE DECIMAL \pm		Q.A.			SIZE DWG. NO. REV B 51-0009-0x C
		THREE PLACE DECIMAL \pm		COMMENTS:			
		INTERPRET GEOMETRIC TOLERANCING PER:				SCALE: 1:2 WEIGHT: SHEET 1 OF 1	
		MATERIAL SEE NOTES					
NEXT ASSY		USED ON		FINISH SEE NOTES			
APPLICATION				DO NOT SCALE DRAWING			

8 7 6 5 4 3 2 1