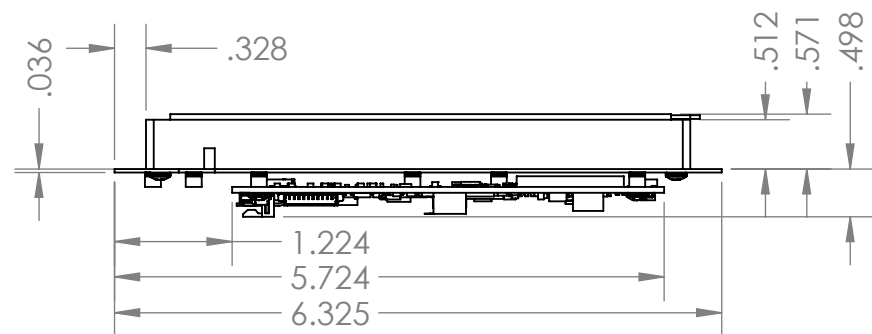


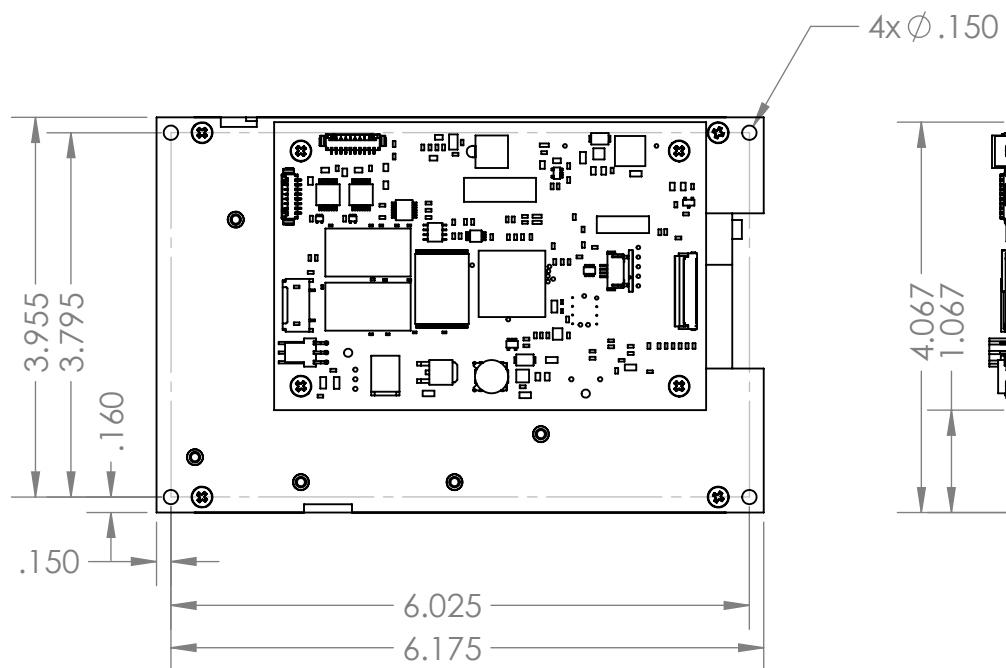
8 7 6 5 4 3 2 1

REVISIONS			
REV.	DESCRIPTION	DATE	APPROVED
A	DRAWING RELEASE	8/24/2016	

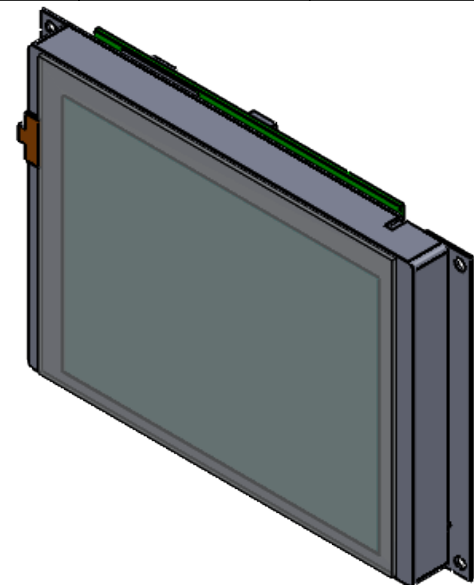
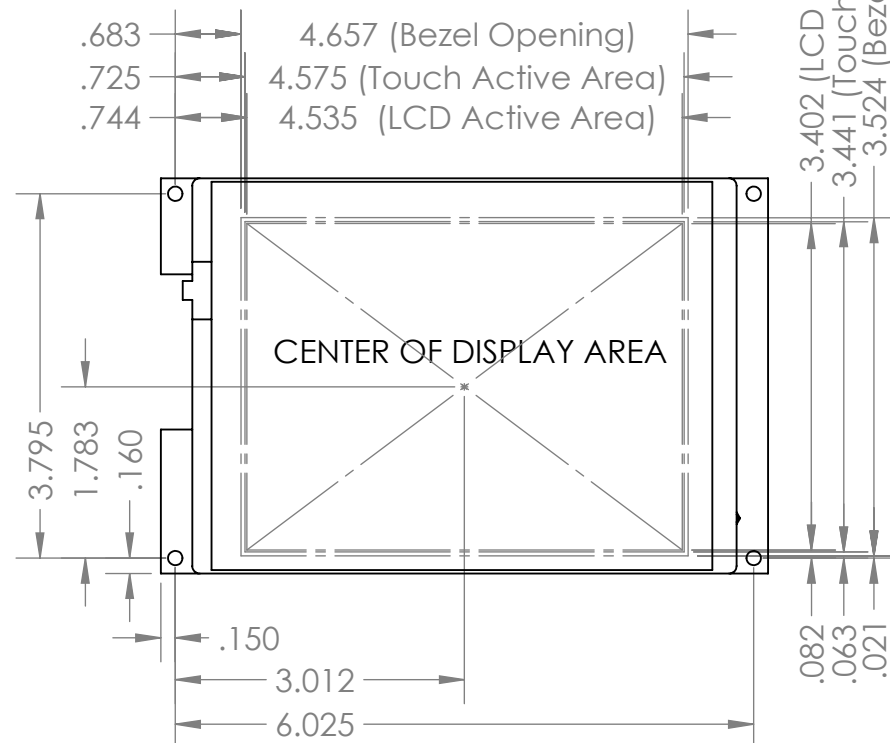
**TOP VIEW**



**BACK VIEW**



**FRONT VIEW**



**PROPRIETARY AND CONFIDENTIAL**  
 THE INFORMATION CONTAINED IN THIS DRAWING IS THE SOLE PROPERTY OF REACH TECHNOLOGY, A NOVANTA COMPANY. ANY REPRODUCTION IN PART OR AS A WHOLE WITHOUT THE WRITTEN PERMISSION OF REACH TECHNOLOGY, A NOVANTA COMPANY IS PROHIBITED.

UNLESS OTHERWISE SPECIFIED:		NAME	DATE	<b>REACH TECHNOLOGY INC.</b> TITLE: PRODUCTION MODULE, SLCD5+E, 5.7" Evervision Parallel Resistive Touch Dwg No. DWG-51-0325-001 Rev. Edition A.1 SIZE <b>B</b> Part No. 51-0325-001 Rev <b>A</b> SCALE: 1:2 WEIGHT: SHEET 1 OF 1
DIMENSIONS ARE IN INCHES		DRAWN	B. Larson	
TOLERANCES:		CHECKED		
FRACTIONAL ±		ENG APPR.		
ANGULAR: MACH ± BEND ±		MFG APPR.		
TWO PLACE DECIMAL ±		Q.A.		
THREE PLACE DECIMAL ±		COMMENTS:		
INTERPRET GEOMETRIC TOLERANCING PER:				
MATERIAL SEE NOTES				
FINISH SEE NOTES				
NEXT ASSY	USED ON			
APPLICATION	DO NOT SCALE DRAWING			

8 7 6 5 4 3 2 1